

transportation + demographics = opportunity





**DOT**  
RECORDS



opulent conceptions

45-17279

MB-23953

A Robbins  
Production  
Produced by  
Richard Delvy

Screen Gems-  
Columbia Music,  
Inc. (BMI)  
Time 3:17

AUDITION  
COPY

NOT FOR  
SALE

**WASN'T IT YOU**

(Goffin - King)

**HAMILTON STREETCAR**

From the Album,  
"Hamilton Streetcar" DPL 25939



hamilton has a streetcar history

over 200 systems in north america years ago

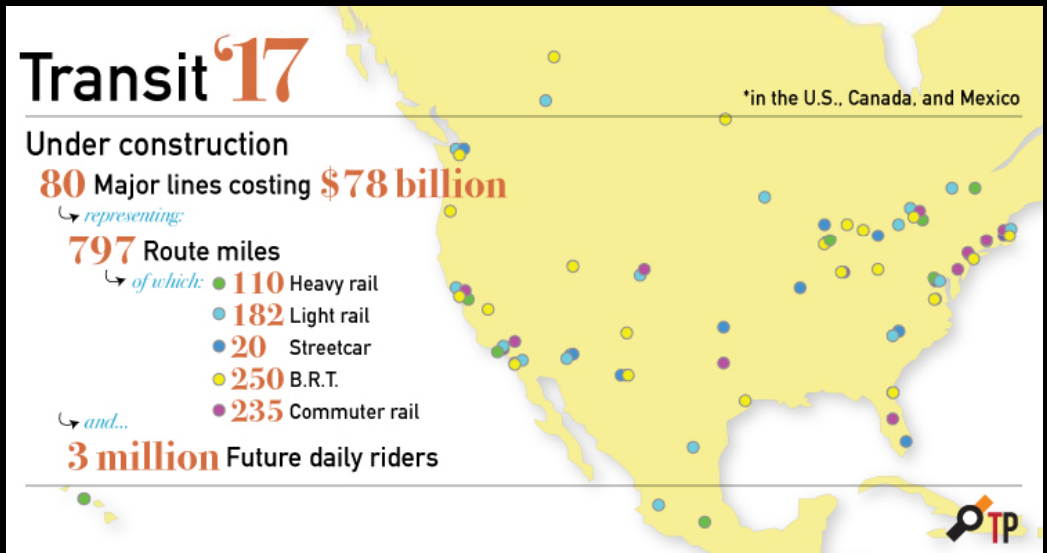


## streetcar conspiracy



## streetcar comeback

hamilton  
calgary  
edmonton  
ottawa - lrt  
toronto



## role of the streetcar

encourage **growth** along the corridor  
local & regional **economic** generator  
**part** of a greater transportation network  
building **healthy** | **equitable** communities

### INCOME OF STREETCAR RIDERS



25% of streetcar  
riders earn an  
annual income  
of less than  
**\$20,000**

useful transit

all purpose riders

frequency | travel time | destination

walkable | connected

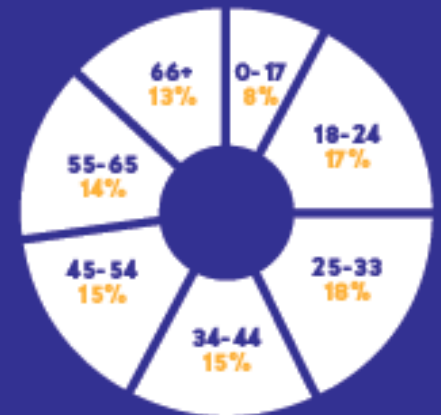
density

multimodal

weather protection

## WHO RIDES THE STREETCAR?

### AGE OF STREETCAR RIDERS



## all purpose riders

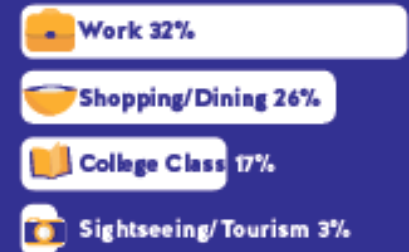
49 % to & from work

21 % shopping trips

17 % recreational

multiple purposes & in off peak hours

### TOP DESTINATIONS





useful transit - **walkable** | **connected**

to home

work

retail

services

entertainment

useful transit - **density**

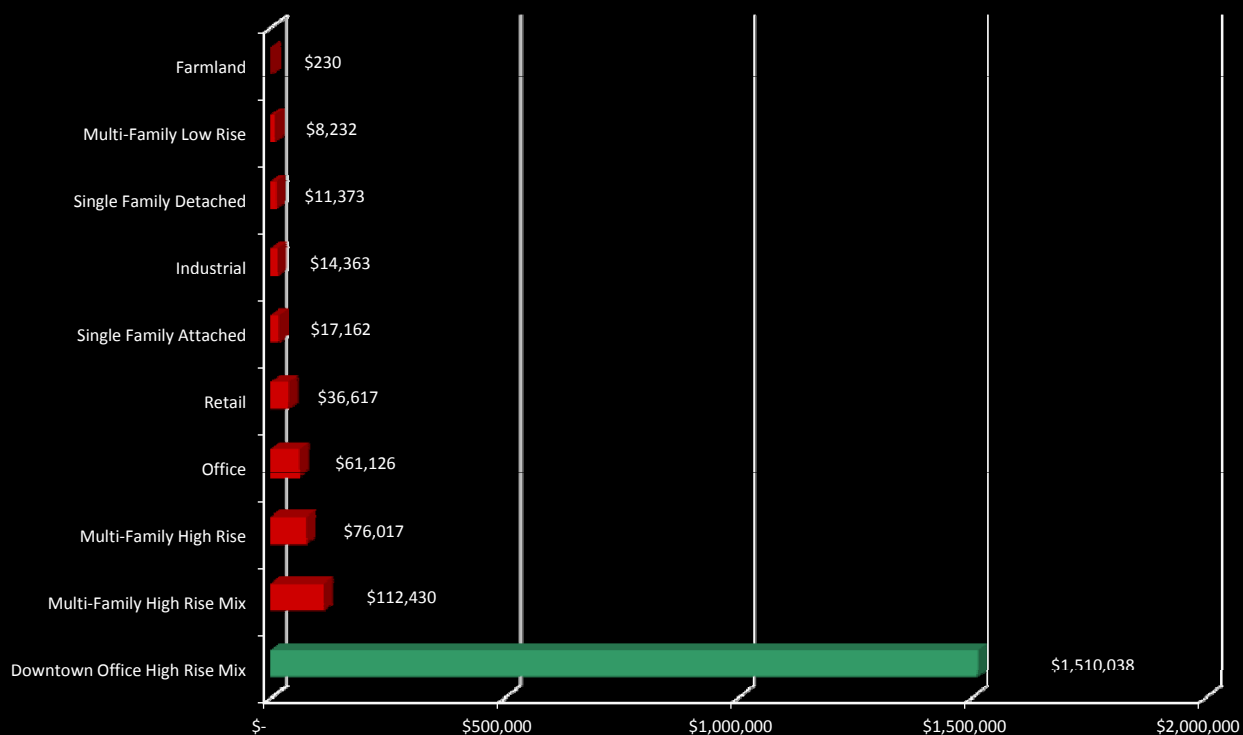
don't wait



## revenue - calgary

transit helps

Average Tax Yield per Acre by Property Type  
Tax Year: 2015



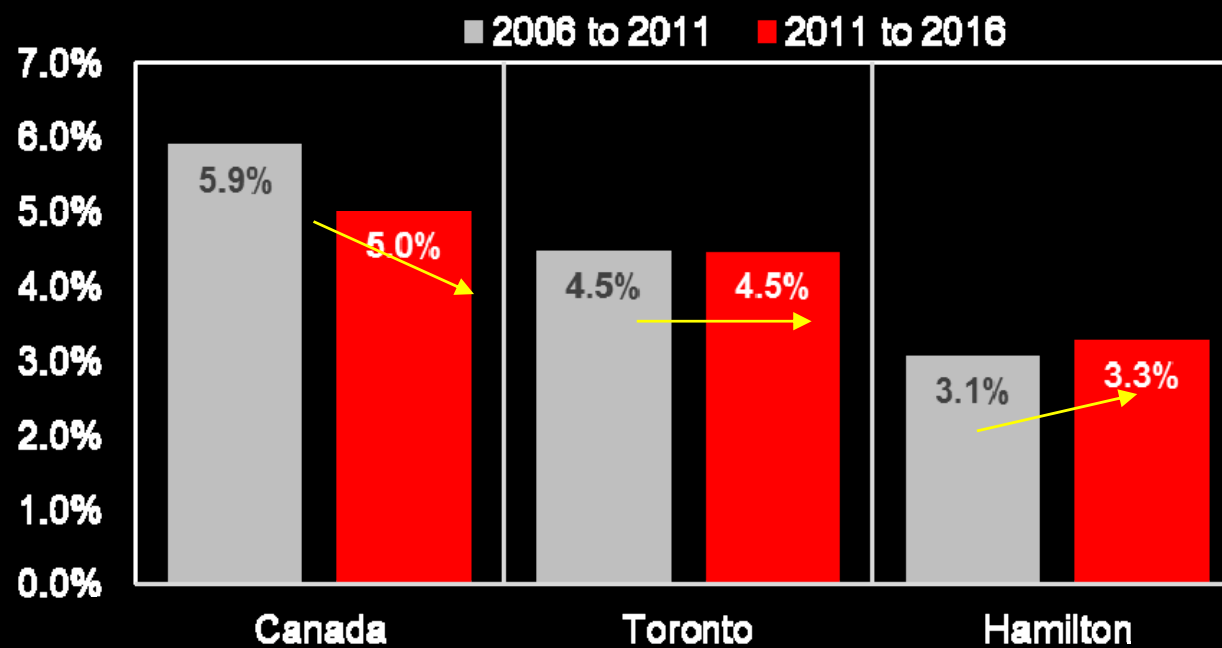


| transportation + demographics

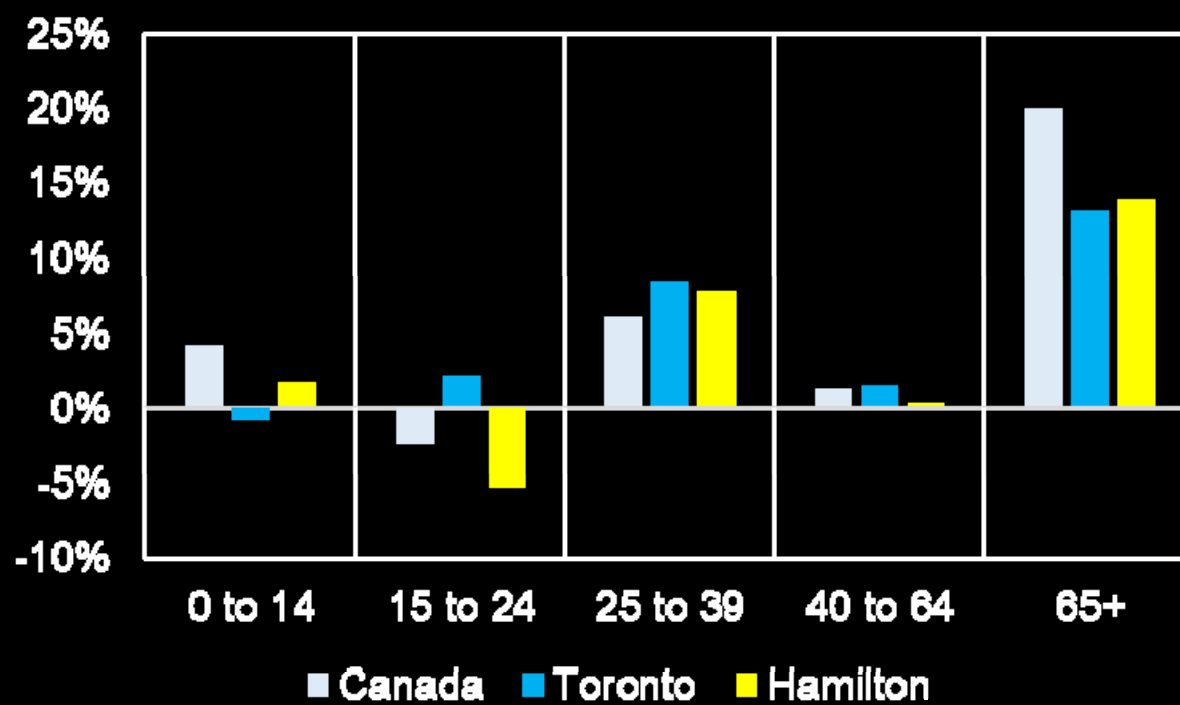


## hamilton - population growth

3.3% between 2011 - 2016



## hamilton - growth by age group, 2011 - 16



rochester ny was the place for optical imaging  
Kodak 1982 employed 62,000  
today = 7,000



hamilton 1980s manufacturing = 1/3 of all regional jobs

2016 = 1 in 10





## hamilton trends - 2011 - 16

< 5,500 wholesale | retail jobs

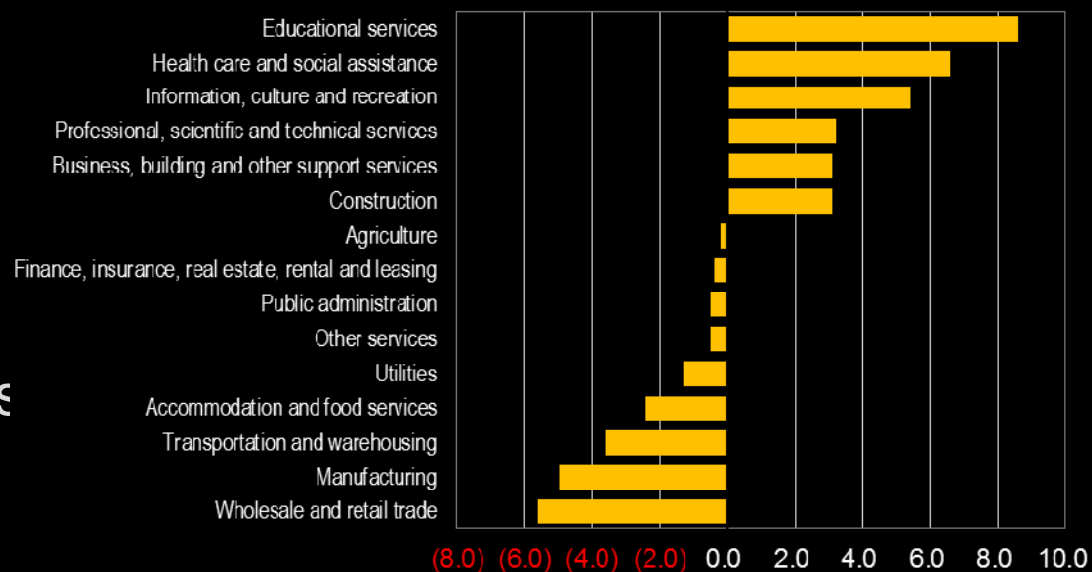
< 5,000 manufacturing jobs

>6,500 health | social sector jobs

>8,500 education jobs

>3,200 professional | scientific jobs

EMPLOYMENT CHANGE BY SECTOR, 2011 to 2016, HAMILTON CMA





## hamilton trends

**1,400** new jobs in 2016

2,600 new jobs in 2017 = **87 % increase**

**4,600** in 2018 = **77 % increase**

**6,400** in following yrs = **39 % increase**

= **WOW**



## hamilton trends

multi units highest level since 1977

2016 = 60 % increase

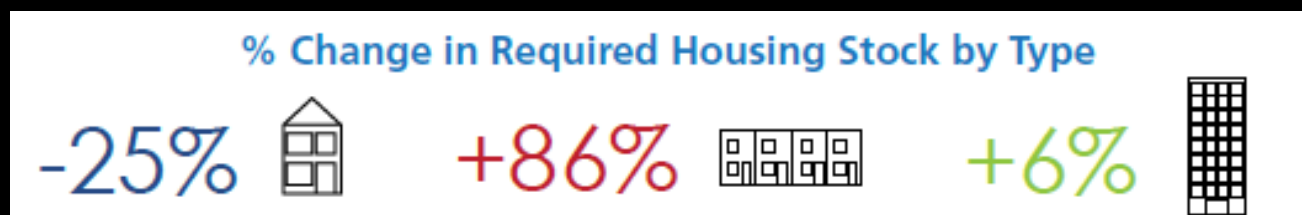
\$450,000 to \$561,000 > 60% national avg

centre city prices > 50 % in 10 yrs

rental > 8%

## population impact on future housing **supply** - calgary

inner city





we are making decisions for the **generations** that follow  
knowledge economy = high tech, health care, education



no parking required





| outcomes



portland - resulted in

35% > commercial development

41 % > residential development

condo price premium up to 20 % next to the line

9 % 400 m away

0 % > 800 m



## portland

each new housing **unit** = 1 **new** rider

2,000 new units in 2015 with 350 affordable

next 5 yrs = 6,000 new units

feb 17 = 16,351 riders = **10%** increase



portland

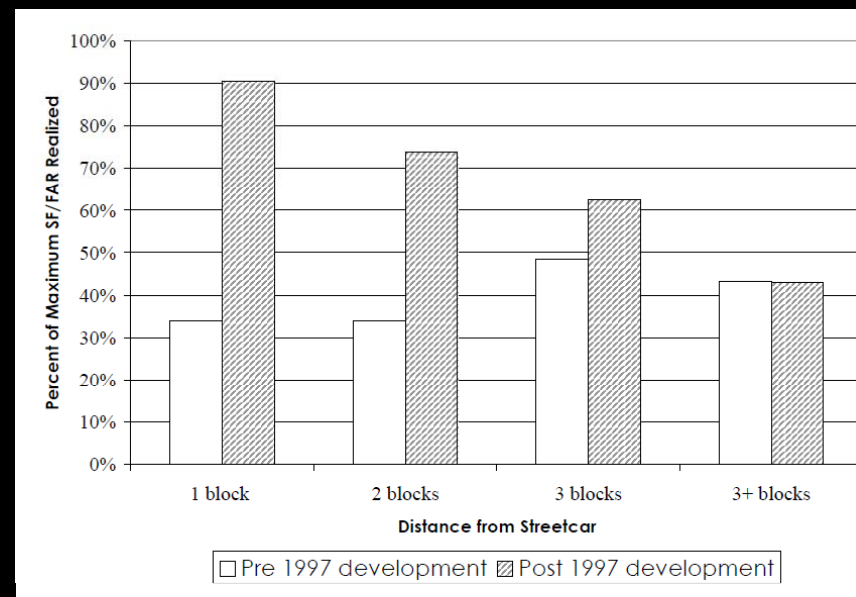
two blocks at a time  
traffic open



portland

within 1 block  
achieves **90%** zoning  
3 or more blocks away  
drops to **43%**

**140 : 1** capital return






## portland

**860** new businesses fronting streetcar

**40** coffee shops

**123** restaurants

**207** retail stores





# portland - ongoing business promotions



HAPPY 15TH BIRTHDAY STREETCAR

Portland Streetcar Presents  
**2016 Streetcar Mobile Music Fest**

LOCAL BANDS, LIVE ON THE STREETCAR

AirShow	Ezra Bell	<b>FREE!</b> with a streetcar ticket
Blake Lyman	Joseph Berman	
Bloco Alegria	Portland Opera	
Boy & Bean	PWRHAUS	

Saturday, July 23rd | 4:00-7:00 P.M. | PSU Urban Center Plaza

PORTLAND STREETCAR

## takoma

connecting downtown to transit | parking hub  
commuters park then ride train to jobs  
2.6 km & 4 km extension planned  
2,500+ new units





# DART DRIVES INVESTMENT

How the DART transit network strengthens the local community and adds economic value:

## Jobs and Wages

**43K** | **\$3BIL**  
NEW JOBS | IN WAGES

DART generated both over 2014 and 2015.

### How it helps:

- Financial freedom for project employees
- Steady employment for North Texas families
- Increased local economic activity

## Economic Stimulus

**\$10.8BIL** PROPERTY VALUE

Local business and communities benefit as property values increase near DART stations.

### How it helps:

- Developers spend money on local suppliers and services
- Businesses move to our region due to proximity to public transit
- Public transit accessible local destinations see increased traffic

## Community Investment

**\$229MIL+** IN TAX REVENUE

New transit-oriented development has already generated over \$69 million in tax revenue—with an anticipated \$160 million in tax revenue for planned projects.

### How it helps:

- More funds to support North Texas schools, emergency services, health care programs, and other community services
- Increased support for cultural and arts programs
- Neighborhood revitalization and infrastructure improvements

## Securing Our Future

**\$7.1BIL** IN ECONOMIC IMPACT

DART has and continues to improve the region's economy in periods of economic downturn (DART contributed more than \$5.3 million to the regional economy during the Great Recession).

### How it helps:

- Capital investment in our economy
- New business development
- Planning for population growth and expansion



## calgary - connections

where people live to jobs  
educational institutions

university of calgary



SAIT



bow valley college





## kansas city - expectations

serve 65,000 workers

4,600 residents

10 million city visitors

connects to brt, regular bus, bikeways

plan to create regional transit system



kansas city - already

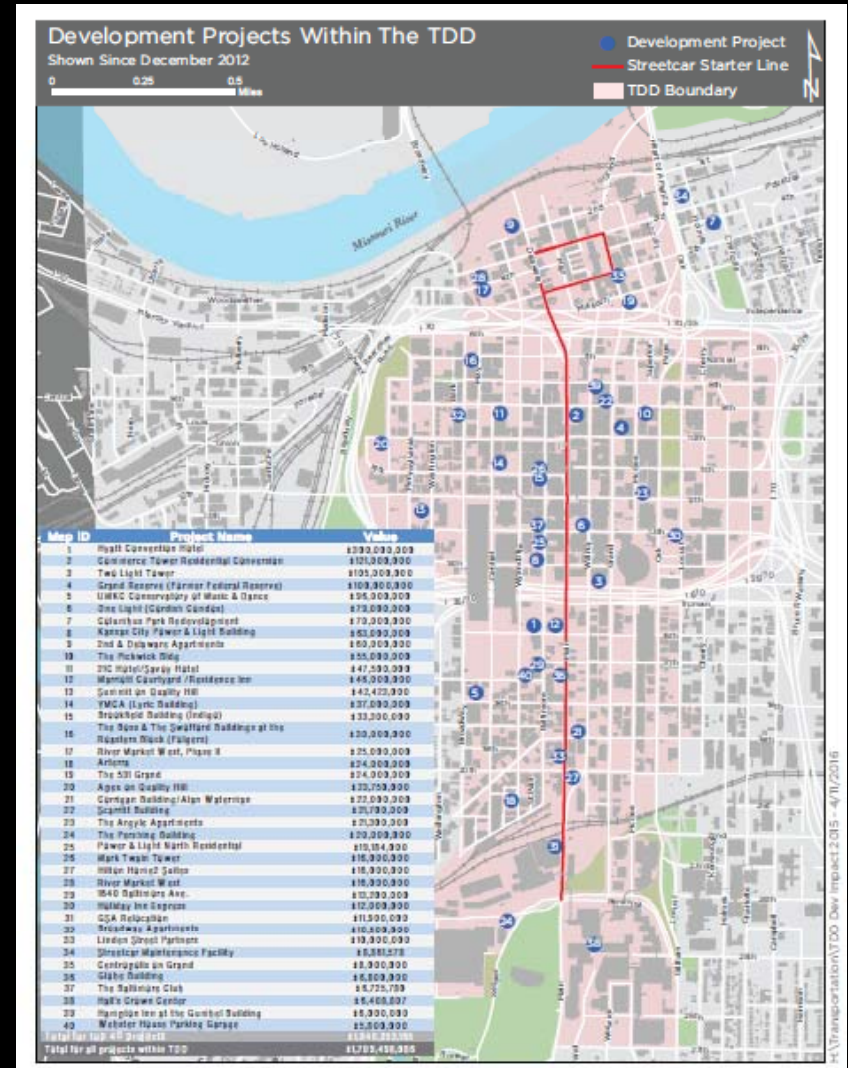
\$1.8 b in economic activity

40 projects along route

sales tax receipts > 58 %




RideKC  
STREETCAR



## kansas city - construction team



northern experience - winter  
moved into the community  
experience in urban settings  
shop local






## kansas city - construction **logistics**

one lane of **traffic open** during construction  
 ped bridges to cross over the street  
 deep vs shallow utilities - deep in 3 months  
 communications on call 24 hrs  
**parking** strategy



## kansas city - construction impacts

0 businesses lost - **increased** due to construction staff  
door to door engagement  
**device** to **device** - no wait for updates each month  
**weekly** lunches - lunch “n” learn  
testing **overnight**





## kansas city - construction marketing

events - party for first stop completion  
street party - businesses on the street  
monthly points award - mobile device  
first friday's



## kansas city - connections

river market | arts centre | 2 interstates | railway  
psychology of these barriers - long distances  
overcame the barriers



## kansas city - on street parking

varied parking spot widths  
big part of public info  
one incident

Nope. No parking in the tracks. Not even for @Budweiser







kansas city - **celebrate**

constant communications

**Celebrate. Connect. Explore.**

The KC Streetcar is turning 1  
and you're invited for some fun!

Saturday,  
**MAY 6, 2017**  
**11 AM - 2 PM**

**UNION**  
**STATION'S**  
East Plaza

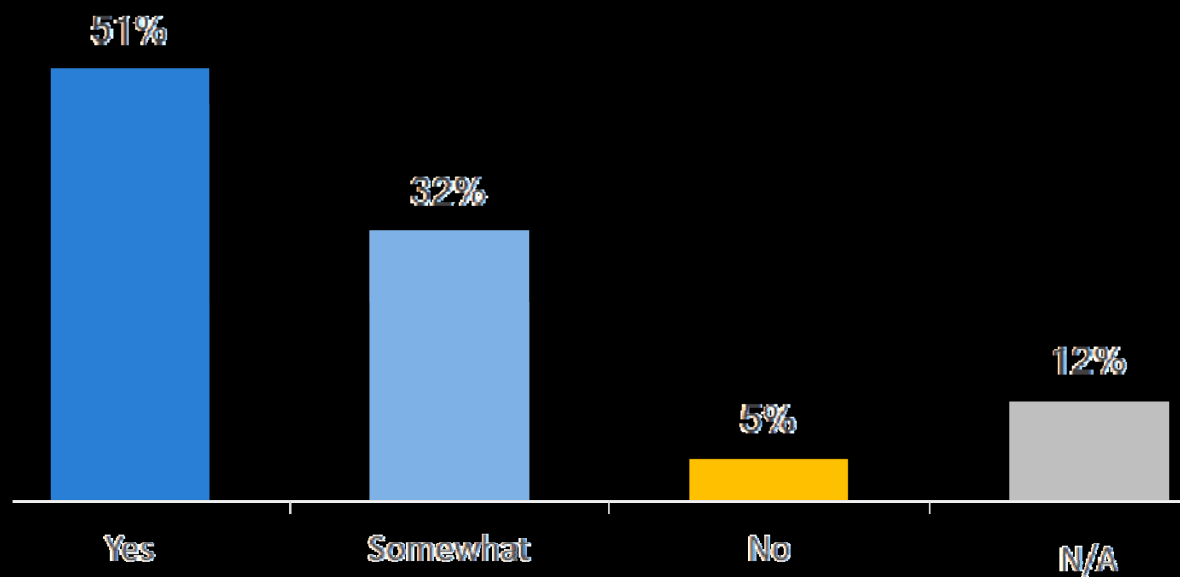
Join the party! We'll have food trucks, art, a clown,  
games, music, birthday cake, and a hands-on  
truck-a-palooza exhibit for kids!





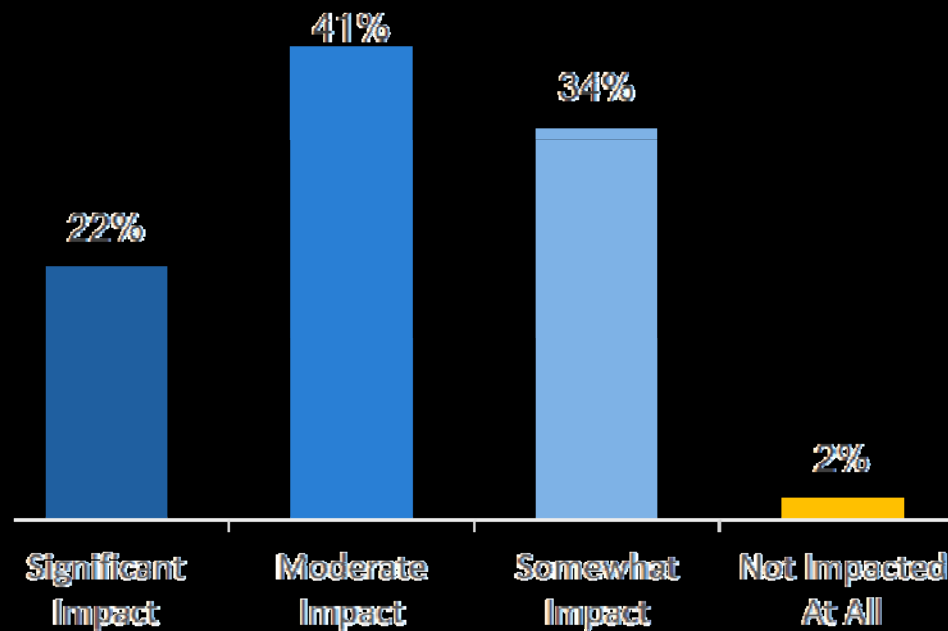
## kansas city - business survey

did you feel prepared for the expected impact of the streetcar opening?



## kansas city - **business** survey

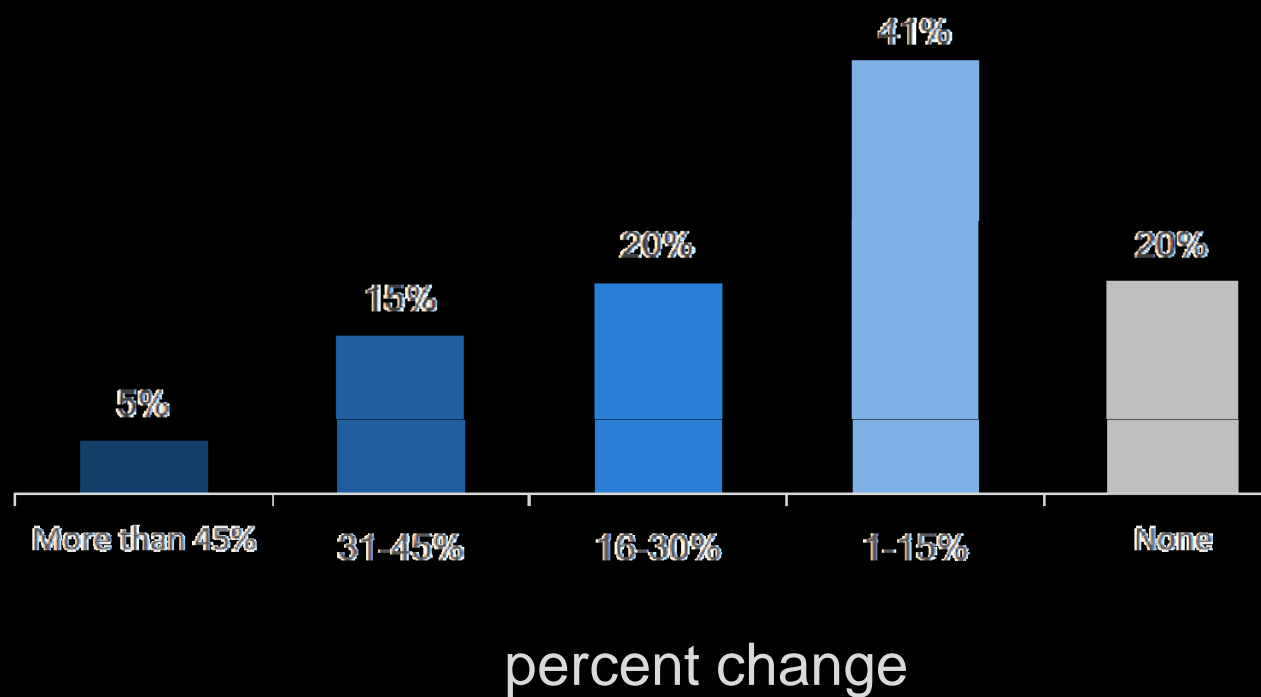
growth in downtown business over the past year is noticeable, have you noticed it since the streetcar opening?





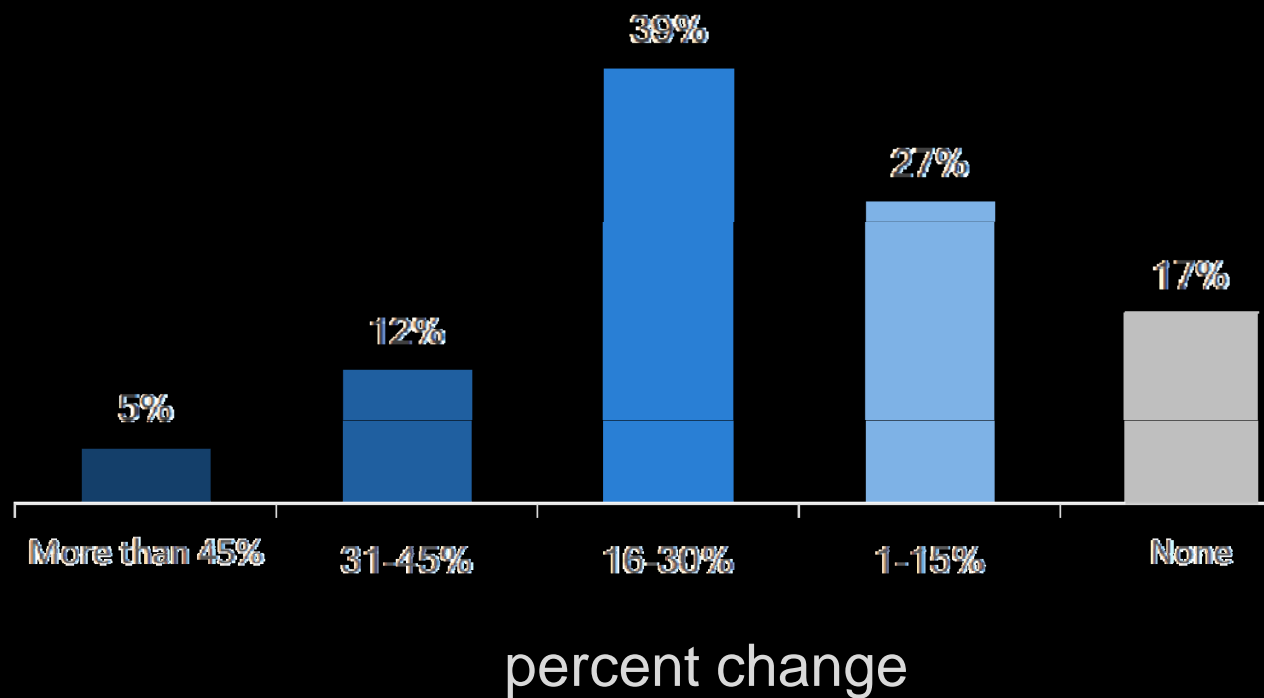
kansas city - **business** survey

have you seen a change in revenue this year?



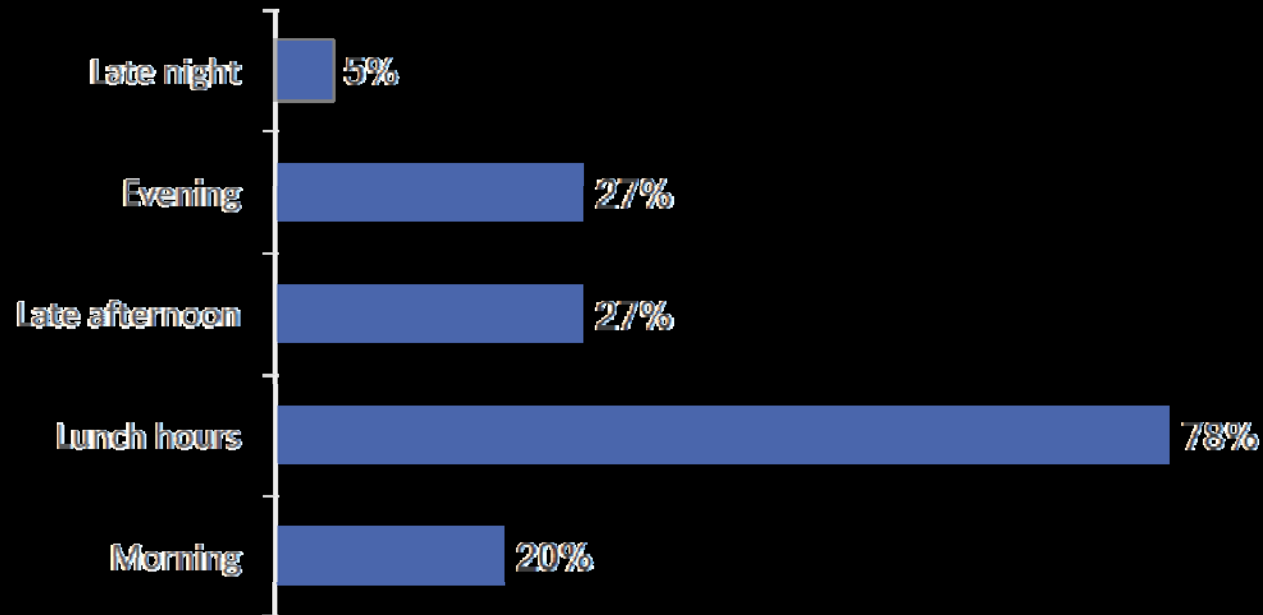
kansas city - **business** survey

have you seen a change in foot traffic this year?



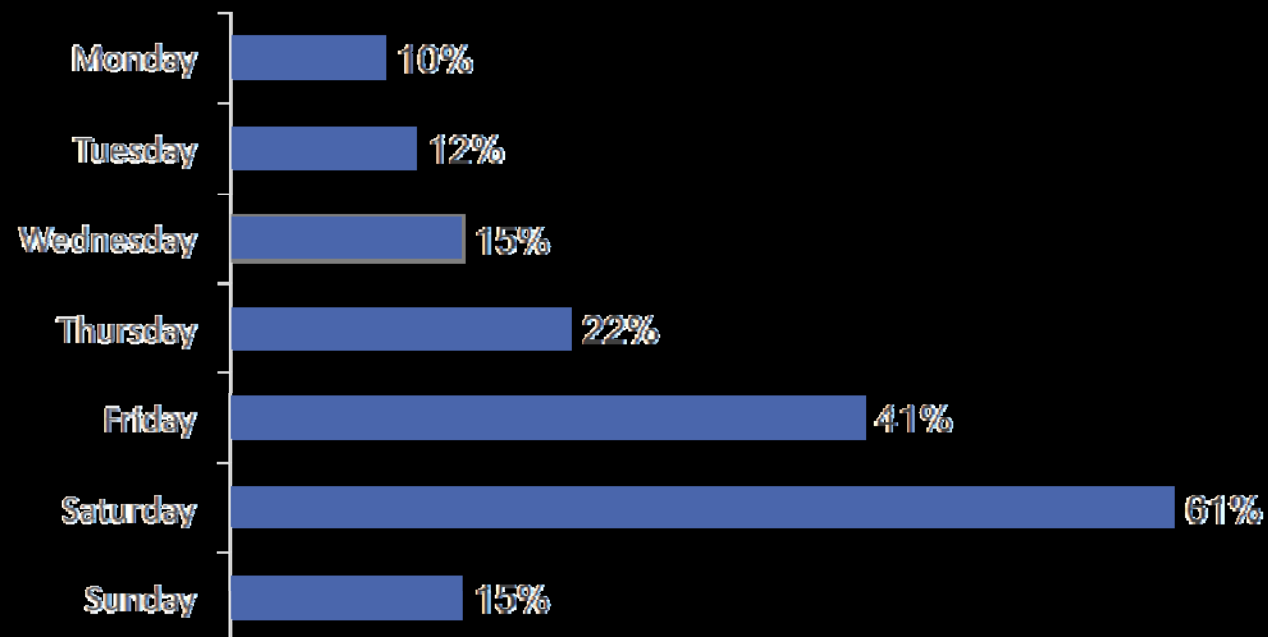
kansas city - **business** survey

what time of day do you see the most customers?



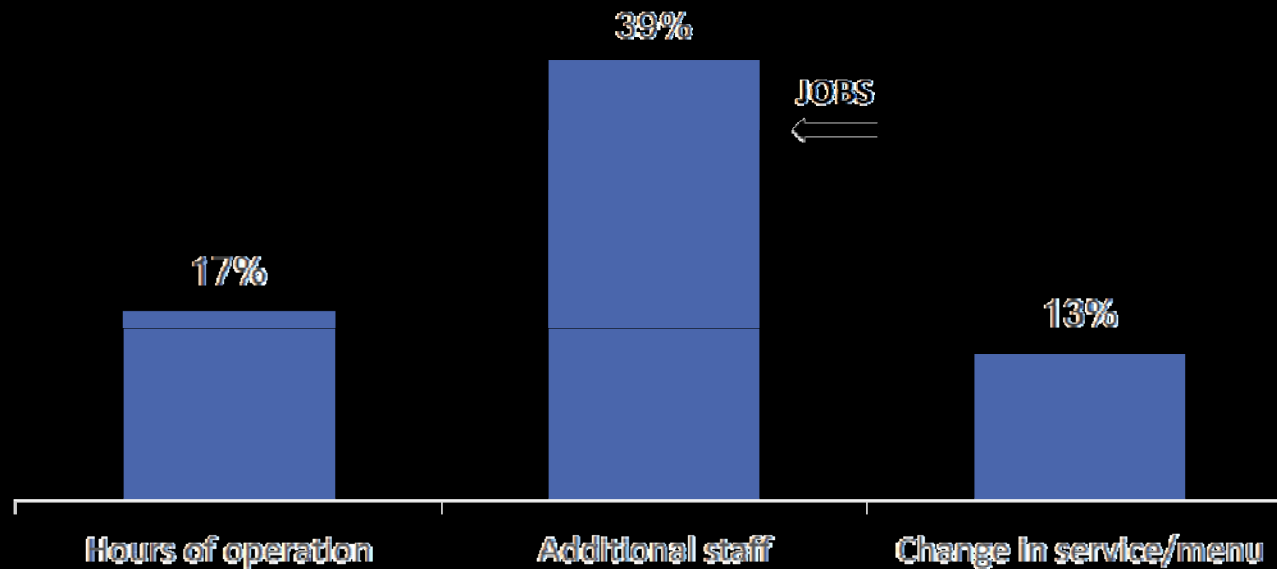
## kansas city - business survey

what is your busiest day of the week?



kansas city - **business** survey

what operational changes have you made due to the streetcar?



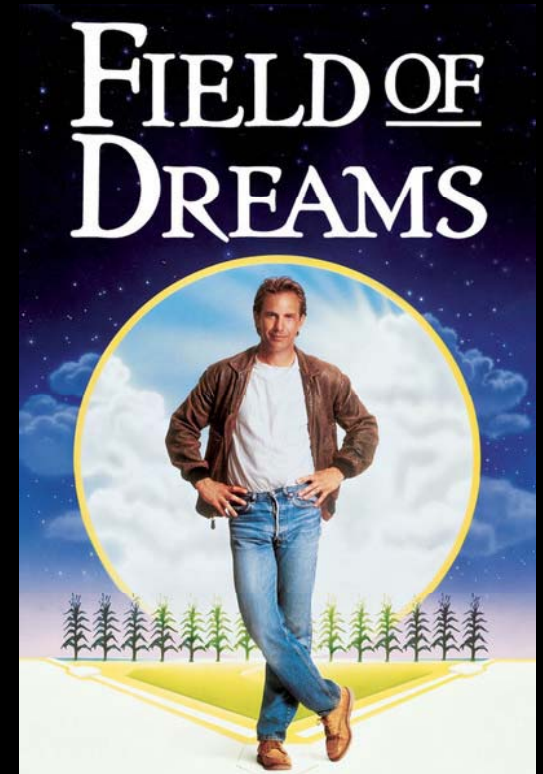
innovation **people** cluster

in the **centre** cities

around **transit** hubs

around **research** institutions

areas of substantial **amenities**



transportation + demographics = opportunity



questions